Stichting Woongoed Middelburg

2025

HUURDERSOORDEEL — B

Nieuwe huurders	7.9	B
Reparatieverzoek	8.6	A
Vertrokken huurders	7.0	C

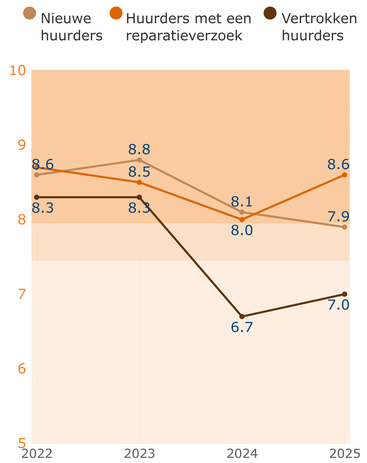

FINANCIËN — A

Beïnvloedbare bedrijfslasten per vhe **€ 1,033**

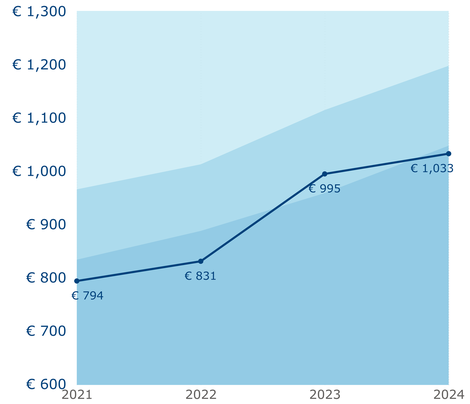

ONDERHOUD & VERBETERING — B

Uitgaven onderhoud, verbetering en verduurzaming [€/vhe]*	€ 5,153	C
Technische woningkwaliteit (EP2) [kWh/m2]	151.7	A
Ervaren woningkwaliteit	6.9	B

Uitgaven per vhe

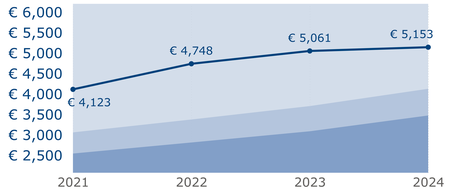

Technische woningkwaliteit

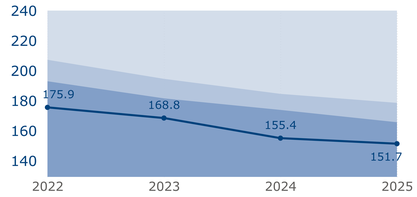

Ervaren woningkwaliteit

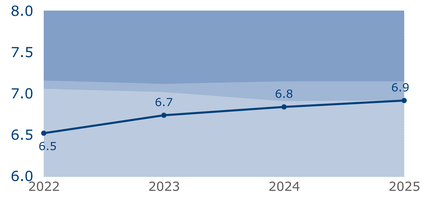

*vijfjaarsgemiddelde

DUURZAAMHEID — A

Isolatieprestatie [kWh/m2]	19.1	A
Energetische prestatie (EP2) [kWh/m2]	151.7	A
CO2-uitstoot gas [kg/m2]	15.0	B

Energetische prestatie

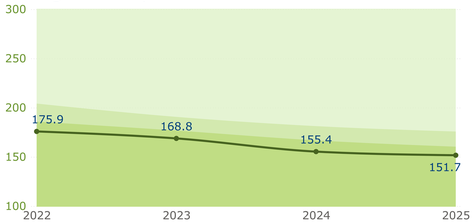

Isolatieprestatie

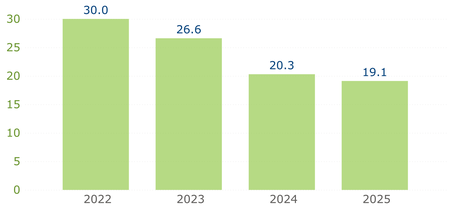

CO2-uitstoot gas

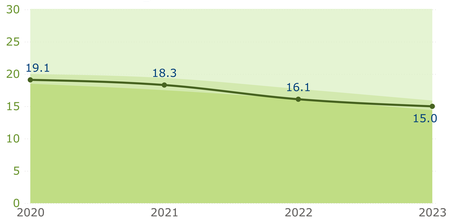

BESCHIKBAARHEID & BETAALBAARHEID

Verhouding huur / maximaal toegestane huur **62.3%**

Gemiddelde huur (DAEB)

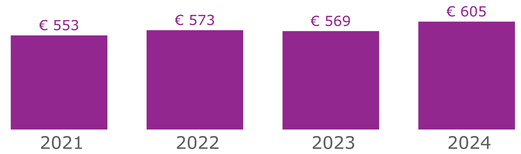

Aantal nieuwbouw woongelegenheden per jaar

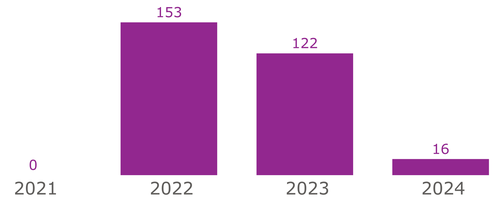

LEEFBAARHEID

	2024	2025
Veiligheidsgevoel	-	7.3
Ervaren overlast	-	6.7
Schone en nette buurt	-	6.5
Ervaren inzet corporatie	-	6.5
Leefbaarheidsuitgaven	€ 133	€ 155